





Introducing the Minn-Kota Ag app, a mobile app that provides real-time harvest information for elevators and cooperatives, to better serve growers.



Install for Apple iPhone

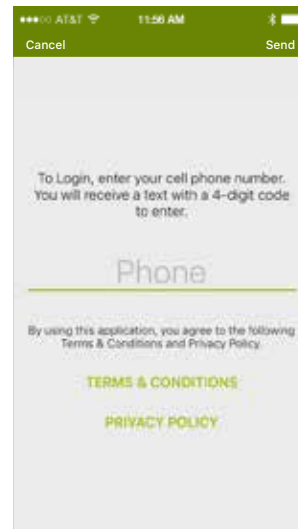
- Enter the App Store application. 
- At the bottom of the screen, tap search. 
- Tap into the search bar at the top of the screen, type **MKAP** and tap the **Search** button.
- The resulting screen will look like this:



- Tap **GET** and tap **INSTALL** to install.
- The app will be downloading. 
- When download is complete, there will be an option to open the MKAP app from the store by tapping **OPEN**.
- The MKAP app is also accessible by tapping on the MKAP icon that will now appear on the phone's main menu. 

Login to Minn-Kota Ag Products App

- Enter the app by tapping on the app icon in the main menu. 
- The app will open to the public display of the app. To access grower specific (private) contracts and tickets, tap on the menu button  at the top left corner of the screen and select **Login** from the list.



- Tap on the screen where it says 'Phone,' to enter your phone number (used to authenticate).
- Once the phone number is entered, tap 'Send' at the top right corner of the screen. **Send**






- The app will send a text with a four-digit PIN number to enter on the next screen.
- Once the PIN number is entered, tap **LOGIN**


and
YOU'RE IN!

Introducing the Minn-Kota Ag app, a mobile app that provides real-time harvest information for elevators and cooperatives, to better serve growers.



Install for Android

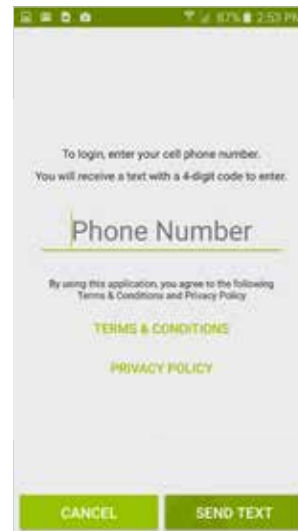
- Enter the Play Store application. 
- At the top of the screen, tap where it says 'Google Play.' Type in **MKAP** and tap the magnifying glass icon at the bottom right of the keyboard to search. 
- Tap on MKAP in the list of results.



- Tap **INSTALL** to start installation process.
- The app will be downloading.
- When download is complete, there will be an option to open the MKAP app from the store by tapping **OPEN**.
- The MKAP app is also accessible by tapping on the MKAP icon that will now appear on the phone's main menu. 

Login to Minn-Kota Ag Products App

- Enter the app by tapping on the app icon in the main menu. 
- The app will open to the public display of the app. To access grower specific (private) contracts and tickets, tap on the menu button  at the top left corner of the screen and select **Login** from the list.



- Tap on the screen where it says 'Phone Number' to enter your phone number (used to authenticate).
- Once the phone number is entered, tap the 'Send Text' button at the bottom right corner of the screen. **SEND TEXT**



- The app will send a text with a four-digit PIN number to enter on the next screen.
- Once the PIN number is entered, tap **LOGIN**

and
YOU'RE IN!